



# Panelift<sup>®</sup>

Garage Doors



**GARAGE DOOR BRAND**

\*Kantar, May 2019



*Why wouldn't you?*



# Paneliff® Icon™



With our Paneliff® Icon™ you get all the best features of Paneliff® (see page 4), but you'll also enjoy many of our exciting enhancements, such as our unique Auto-Lock wireless technology - it automatically locks your garage door with a heavy duty locking bolt, giving you peace-of-mind knowing your home and family are kept safe and secure. You also get a longer standard warranty, quieter operation and a wider range of colours and profiles to choose from. Discover more of our lifestyle technology options on page 7.



Add a **wireless safety beam** to stop and reverse your door if the beam is broken (See page 10)



When coupled with genuine a B&D Controll-A-Door opener and registered online, your Paneliff® or Paneliff® Icon™ door is eligible for our 10 Year Total Confidence Warranty\* (Standard Paneliff® and Paneliff® Icon™ warranties are 3 and 5 years respectively - visit [www.bnd.com.au](http://www.bnd.com.au) for full details).



Paneliff® Icon™ Torino  
in Timber Coat™ Merbau



**NEW!**



Paneliff® Icon™ Sheer Panel 25:50:25  
in White with Wallaby® rebate

## The stunning sheer lines of a new Aussie icon.

Designed to integrate with and complement the clean, flush lines of modern homes, our new Paneliff® Icon™ Sheer Panel Series provides home owners with a range of modern sheer face options. Choose from a broad range of colours in fire resistant aluminium composite to create a floating, seamless appearance. Aluminium composite delivers a bold metallic finish, for incredible visual appeal.

### Sheer panel favourite colours



DISCOVER ALL

**61**

MOST POPULAR  
COLOUR &  
FINISH OPTIONS  
ON PAGES 8-9

Paneliff® Icon™ Sheer Panel options require a Colorbond® rebate colour to be chosen to match or contrast your choice of sheer panel colour



# Panelift®



## Proven, popular & personality plus.

There's nothing quite like an original. When we introduced Australia to our Panelift® doors we set the standard for strong, safe and reliable operation. They've been the go-to garage door discerning homeowners have depended on for years.

Our Panelift® range fits beautifully within the traditional elegance of home design. You have an extensive choice of popular colours and a range of profile designs that will transform the outward appearance of your garage door to an expression of your inner style. These doors are legendary.

The tried and tested features of Panelift® have performed day in day out for homeowners for years, including our smooth and quiet custom-designed door guides for optimal operation, our Pinchfree finger safe panels, and panels finished in Colorbond® steel. Panelift® or Panelift® Icon™? See page 7 to explore and compare the features.



Add **insulation** to your Panelift® or Panelift® Icon™ door to help regulate the temperature in your garage and create a quieter space. This is ideal if you use your garage for a work or play space. (See page 10)



When coupled with genuine a B&D Controll-A-Door opener and registered online, your Panelift® or Panelift® Icon™ door is eligible for our 10 Year Total Confidence Warranty\* (Standard Panelift® and Panelift® Icon™ warranties are 3 and 5 years respectively - visit [www.bnd.com.au](http://www.bnd.com.au) for full details).



Panelift® Seville  
in Timber Coat™ Maple



Panelift® Grange in  
COLORBOND® Surfmist




Panelift® Seville  
in Colorbond® Surfmist\*




### Classic colours – our best sellers

For those who like to create a traditional feel to their favourite space, surround yourself in our stellar collection of colours on pages 8 and 9. Unleash the designer in you with over 61 distinctive colour options, including beautiful timber looks, to create a garage door that will lift you through all of life's daily ups and downs.



COLORBOND® DOVER WHITE®



COLORBOND® SURFMIST®



COLORBOND® MONUMENT®



COLORBOND® BASALT®



KNOTWOOD™  
BLACK WALNUT



TIMBER COAT™ MERBAU

DISCOVER ALL

**61**

MOST POPULAR  
COLOUR &  
FINISH OPTIONS  
ON PAGES 8-9

# Discover your perfect door.

# Explore.

## Panelift® Icon™ or Panelift®? That's the question!

### Let us help you find the right answer.

Over the next few pages you can decide on the features you're looking for, the most suitable panel profile to fit your home's style, and you can choose from the 61 on-trend colours to help transform your B&D garage door to a wonderfully fashionable feature.

Once you've made your decision on the features, profile and colour you are looking for, you're just one quick step away from being ready to order your beautiful new B&D door. Just choose the security options you would like and you're all set to say hello to the greatest garage door in Australia.

### TECH tip











Today's busy lifestyles are pretty demanding. Our **smart phone technology** is designed to help take the some of the stress out of our daily bustle. Check out the incredibly helpful Smart Automation Solutions you can add to your Panelift® door to make life a little easier. (See page 11)



When coupled with genuine a B&D Controll-A-Door opener and registered online, your Panelift® or Panelift® Icon™ door is eligible for our 10 Year Total Confidence Warranty\* (Standard Panelift® and Panelift® Icon™ warranties are 3 and 5 years respectively – visit [www.bnd.com.au](http://www.bnd.com.au) for full details).

## Step 1:

# Discover features

		Panelift® Icon™	Panelift®
	<p><b>STANDARD WARRANTY</b> Constructed with components and finished with paint colours you can trust.</p>	✓ 5 Years	✓ 3 Years
	<p><b>when purchased with a B&amp;D opener</b></p>	✓	✓
	<p><b>PINCH FREE HINGES</b> Safety inside and out, protecting you and your family. Hinges are concealed within panel.</p>	✓	✓
	<p><b>GUIDES</b> Custom designed guides allow door to run easily and smoothly during operation.</p>	✓	✓
	<p><b>AUTO-LOCK</b> Keyless technology, remote controlled, for enhanced security.</p>	✓	OPTION*
	<p><b>STAINLESS STEEL CABLES</b> Corrosion resistant stainless steel cables which deliver long-lasting performance in all conditions.</p>	✓	✗
	<p><b>SMOOTH TRACK™</b> Twin wheel system, that provides even quieter operation.</p>	✓	✗
	<p><b>360° PERIMETER SEALS</b> Prevent dust and leaves from entering garage.</p>	✓	✗
	<p><b>SPRING CYCLES</b> For ongoing reliability and peace of mind.</p>	✓ 20,000 (+30,000 option*)	✗ 10,000
	<p><b>TALL DOOR OPTION</b> Doors suit larger range of opening heights.</p>	✓ Up to 3.99m high (depends on profile)	✗ Up to 3.415m
<p><i>Luxe</i> DESIGN™ <b>&amp; Sheer Panel</b></p>	<p><b>MORE COLOURS &amp; FINISHES*</b> Even more options to create a stunning door</p>	✓	✗


\*See [www.bnd.com.au](http://www.bnd.com.au) for full range of Luxe Design and Sheer Panel options

\*Extra costs apply


# Step 2: Explore colour



## Colorbond® Most loved



DOVER WHITE\*  
Exclusive to B&D



SURFMIST®



SHALE GREY™




CLASSIC CREAM™



PAPERBARK®



DUNE®



WOODLAND GREY®



DEEP OCEAN®




IRONSTONE®



MONUMENT®

## Colorbond® New COLORBOND® steel Matt

Appealing to design-conscious consumers, architects and builders alike, COLORBOND® steel Matt is a durable and contemporary finish for creative home and building designs that dramatically diffuses light for a subtle yet compelling effect.



SURFMIST\*<sup>\*</sup>




DUNE\*<sup>\*</sup>



SHALE GREY™\*<sup>\*</sup>



BASALT\*<sup>\*</sup>



MONUMENT\*<sup>\*</sup>

\*A surcharge applies to these colours

## Colorbond®



SANDBANK\*<sup>\*</sup>



STONE®



EVENING HAZE®



COVE®



PALE EUCALYPT®



MANGROVE®



COTTAGE GREEN®



GULLY®



WALLABY®



JASPER®



TERRAIN®



MANOR RED®



LOFT\*<sup>\*</sup>



WINDSPRAY®




BASALT®



NIGHT SKY®



TIMBAGRAIN™  
CLASSIC CEDAR®<sup>\*</sup>



TIMBAGRAIN™  
CAOBA®<sup>\*</sup>

## USE OUR ONLINE VISUALISER


Our interactive B&D Design Centre takes the guesswork out of choosing a garage door to match your home's external facade. Upload a photo of your existing home, select the size, model and colour of your B&D garage door. Visit [www.bnd.com.au](http://www.bnd.com.au) to start designing!






NEW

## Sheer panel colours Panelift Icon™ only



WHITE




PURE WHITE




BRILLIANT METALLIC



BRONZE METALLIC



SILVER METALLIC




SMOKE SILVER METALLIC




SUNRISE SILVER



DARK GREY METALLIC



ANTHRAZIT GREY



CHAMPAGNE METALLIC



GREY METALLIC



BLACK

For full range of Alpolc and Alucobond fire resistant rolled edge panels visit [bnd.com.au](http://bnd.com.au)

Sheer Panel Panelift® Icon™ options require a Colorbond® rebate colour to be chosen to match or contrast your choice of sheer panel colour

## KNOTWOOD

Knotwood™ is a high quality wood grain finish which boasts the natural beauty and warm textured feel of timber. Knotwood™ is only available on Seville, Turino & Madrid designs. A surcharge applies to these colours.




JARRAH\*



RED GUM\*



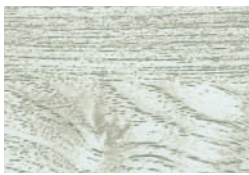
TASSIE OAK\*



AUSTRALIAN CEDAR\*




WENGE\*




WEATHERED OAK\*




ASPEN\*



SYDNEY BLUE GUM\*



BLACK WALNUT\*



SOUTHERN CEDAR

## Timber Coat™

Choose from six great hard-wearing finishes, specially developed to provide the natural look of timber on high quality steel. Timber Coat™ is only available on Modern and Modern Straight Line designs. A surcharge applies to these colours.




MAPLE\*



CEDAR\*



MERBAU\*



JATOBA\*



ROSEWOOD\*



TEAK\*

The COLORBOND®, Luxe Design™, Knotwood™ and Timber Coat™ steel colours shown here have been reproduced to represent actual product colours as accurately as possible. However, we recommend checking your chosen colour against an actual sample of the product before purchasing as varying light conditions and limitations of the printing process may affect colour tones. COLORBOND® and ® colour names are registered trade marks of BlueScope Steel Limited. B&D recommends you visit your nearest B&D Accredited Dealer to view a sample. \*A surcharge applies to these colours.

## Step 3: Explore profiles

**MODERN** Distinctive flat panels that deliver a minimalist modern look and maximum street appeal.



**Nullarbor Woodgrain Textured**



**Nullarbor Smooth** – (only available on Paneliff Icon.)

**N.B** Textured pattern is slightly different depending on manufacturing location. Grange and Statesman – embossment sizes vary slightly depending on manufacturing location. The process of roll forming steel may cause irregularities in our Nullarbor Smooth surfaces, which can be highlighted under certain lighting conditions and view points. Nullarbor Smooth doors are not available powder coated or insulated.

**MODERN STRAIGHT LINE** Clean, sharp lines for a fresh modern look suited to a range of home styles.



**Seville**  
Available in Smooth and Woodgrain Textured finishes



**Turino** – (only available on Paneliff Icon.)  
Available in Smooth and Woodgrain Textured finishes



**Madrid** – (only available on Paneliff Icon.)  
Available in Smooth and Woodgrain Textured finishes

**CLASSIC** Timeless geometric patterns that bring the best out of your home.



**Statesman**  
Available in Smooth and Woodgrain Textured finishes




**Grange**  
Available in Smooth and Woodgrain Textured finishes




**Federation** – (only available on Paneliff Icon.)  
Available in Smooth and Woodgrain Textured finishes

## Sheer Panel Configurations

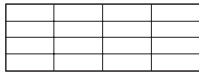
Select a look that appeals to your own design and tastes.



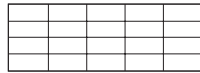
25:50:25



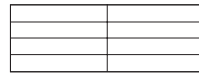
25:75 (Left Or Right Hand Side)



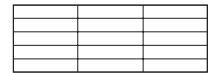
4 Per Panel



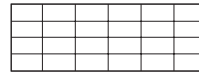
5 Per Panel



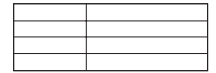
2 Per Panel



3 Per Panel



6 Per Panel



33:66 (Left Or Right Hand Side)

**N.B** Sheer Panel: Max Height 3000mm. Max Width 5500mm. No Windows or tapers possible.

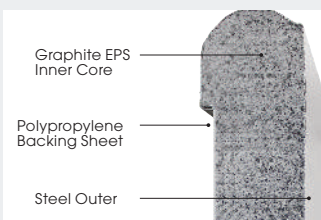
## Windows

We have a window for your style of home. Windows are available on all Paneliff® Icon™ designs and only available on Paneliff® Classic designs.

STATESMAN / FEDERATION WINDOW DESIGN									
4 Pattern Sunrise									
8 Pattern Sunrise									
Sherwood									
Ruston									
Cathedral									
Stockton									
Plain									

GRANGE WINDOW DESIGN									
2 Pattern Sunrise									
4 Pattern Sunrise									
Sherwood									
Ruston									
Cathedral									
Stockton									
Plain									

## Step 4: Upgrade options




### INSUL-SHIELD™

If you live in a busy area or use your garage or more than parking your vehicle, we strongly recommend you add our Insul-Shield™ insulation. Acting as a two-way noise barrier for a noticeably quieter garage, Insul-shield also assists with keeping your garage warmer or cooler.



### WIRELESS SAFETY BEAM


If you have young children or pets, safety beams provide added safety and security. If the beam is broken while the door is closing it will automatically stop and reverse. B&D® always recommend the use of safety infra-red beams on all automatic garage doors.



### EMB-A-SEAL™

Emb-A-Seal™ fills the gaps around the door, acting as an effective barrier against dust, sand or leaves entering the garage, creating a cleaner environment. This is particularly important when the garage is used as a living area.

### HIGH WIND PROTECTION



### STORM-SHIELD™

The B&D Storm-Shield™ Wind Rated Sectional Door has been specifically designed for use in cyclone affected areas in Australia. Engineered for Region C, Terrain Category 2, Wind Classification up to C2. Independently tested and certified by NATA accredited agencies.

## Step 5: Select your automation



Australians have trusted B&D's garage door automation products for decades. Our latest Controll-A-Door® range builds on our rich heritage by combining smooth and reliable operation with a range of features that help protect your family and belongings.



Our brighter and more powerful opener, capable of lifting our heavier doors.



Our every day opener, suitable for most doors.



Both Controll-A-Door options include: 2 x Tri-Tran+™ Premium Remote Controls and Wall Mount Remote Control.



When coupled with a Pure B&D® Door and registered online, your Controll-A-Door® opener is eligible for our 10 Year Total Confidence Warranty\* (standard Controll-A-Door Advance® and Controll-A-Door S® are 7 year / 20,000cycles - visit [www.bnd.com.au](http://www.bnd.com.au) for full details).

## b&d Smart Phone Control Kit



Have you ever left the house in the morning and thought, "Did I remember to close the garage door?". The kit allows you to monitor and control your garage door while you are at work or even on holidays from your compatible smart phone\*.

It is available as an optional accessory with the opener.

### Unleash the power of your door with Smart Phone Control



#### CUSTOMISATION

The B&D® App can be customised to suit your lifestyle. From partial opening modes to restricting door access times, your protection and security is a priority.



#### ACTIVITY LOG

You can view usage history on the App so you know who has operated your garage door and when.



#### YOUR SILENT ALARM

The B&D® App features real time notifications alerting you whenever your door is operated, opened for an extended period of time or when your opener is in need of a service.

\*Subject to cellular and Wifi connection availability. Phone not included.



**Home** means different things to different people. A place to relax and unwind, away from the stresses of everyday life. A place to express your sense of style. It is always the place where the things you hold precious belong.

**Safe** and secure design is our priority to help protect the things you hold precious. Our commitment to quality flows through everything we do from custom made solutions to the convenience of automation and nationwide servicing. Whether you are coming or going from home, you can always rely on our build quality and commitment to safety to stand the test of time.

**Home** to a wide range of range of garage door solutions, B&D® has a proud history of innovation, after all we invented the roller door! We believe our latest collection of garage doors bring together cutting edge technology, beautiful design options and proven reliability that only 60 years of experience can deliver.

Call: 13 62 63

Visit: [bnd.com.au](http://bnd.com.au)



**GARAGE DOOR BRAND**

\*Source: 2019 n=1000

B&D® REPRESENTATIVE :

**STY METALS**

**(03) 5721 8652**

**STY@STY.COM.AU**

**10-12 GIBSON ST,  
WANGARATTA VIC 3677**

a) Panelift® Icon™ doors, in residential applications, are covered by a 5 year warranty, conditional on correct care guidelines, as recommended in the Panelift® Icon™ door handbook. Panelift® doors, in residential applications, are covered by a 3 year warranty, conditional on correct care guidelines, as recommended in the Panelift® door handbook. Full details of the warranty are available from [www.bnd.com.au](http://www.bnd.com.au). Warranty only applies to doors purchased and installed in Australia or New Zealand. Warranty only valid if warranty conditions are met.

b) All B&D Controll-A-Door® openers feature a full 7 year/20,000 cycle, on site warranty on the opener, including labour to repair. Opener must be installed by an approved B&D dealer. 12 month warranty on transmitters. LED's and batteries excluded. Full details of the warranty are available from [www.bnd.com.au](http://www.bnd.com.au). Warranty only applies to openers purchased and installed in Australia or New Zealand. Warranty only valid if warranty conditions are met.

c) The company reserves the right to make changes or improvements to the products or accessories without notice and without incurring any obligation to make similar changes or improvements to goods previously ordered. Specifications subject to change without notice.

d) Details correct at date of publication.

B&D Doors & Openers is a division of B&D Australia Pty Ltd, ABN 25 010 473 971 © 2016 B&D Australia. Dulux is a registered trade mark of DuluxGroup Australia Pty Ltd. B&D Doors & Openers, B&D, Panelift® & Controll-A-Door are registered trade marks. COLORBOND® is a registered trade mark of BlueScope Steel Limited. Storm-Shield & Insul-Shield are trade marks of B&D Australia Pty Ltd. Our goods come with guarantees that cannot be excluded under the Australian Consumer Law. You are entitled to a replacement or refund for a major failure and compensation for any other reasonably foreseeable loss or damage. You are also entitled to have the goods repaired or replaced if the goods fail to be of acceptable quality and the failure does not amount to a major failure.