

DESIGNER SERIES

b&d





## FLUSH MOUNT SYSTEM



Our flush mount system mounts a garage door so that the door cladding is flush with the surrounding façade instead of set back. This on-trend approach provides the appearance that your sectional garage door seamlessly integrates to the front of your home; only to be noticed when the door actually begins to open. Providing visual impact, scale and a true façade appearance, flush mount doors are the key to creating external individuality in new home construction and renovations. Choose from our own Designer Series options or talk to us about applying your own choice of door design.

DESIGNER SERIES



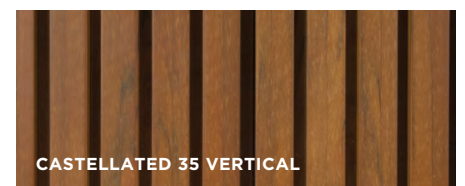


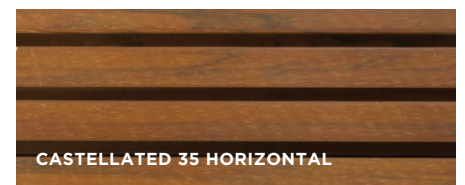







**FEATURED PROFILE:**  
Castellated 35 Vertical  
**Colour:** Spotted Gum

## BIOWOOD

Durable and strong, Biowood is a wood-plastic composite architectural product which is low maintenance and environmentally friendly. This means that you spend less time worrying about it and more time enjoying your garage door and/or façade. Biowood is termite, fire, water, mould and mildew resistant, in fact it's a highly versatile material well suited to Australia's varied climate.

### DESIGN OPTIONS



### PREMIUM OPTIONS



### WARRANTY

**10 YEAR**

For the ultimate in garage luxury, some of our Designer Series doors can be insulated and have powder coated frames and hardware as an option. All come with stainless steel cables as standard. Maximum heights and widths are limited depending on the choice of design and orientation. Premium Options are limited to certain sized doors. Check with B&D<sup>®</sup> or a B&D<sup>®</sup> Accredited Dealer for confirmation.






**FEATURED PROFILE:**  
25:50:25 Prodema  
**Colour:** Rustik




# PRODEMA PRODEX

Prodema Prodex is a stunning, unique and natural timber product, ideal for both standard and flush-mounted doors. It uses a highly resistant outer film that protects your door from nature's elements, and is totally maintenance free. It is also anti-graffiti and non-stick, preventing organic matter from developing on the panel's surface and reducing the build-up of dust and dirt from ambient pollution. Prodema Prodex is environmentally certified, guaranteeing it is manufactured with raw forest materials and managed in a socially and environmentally responsible way.


## COLOUR OPTIONS



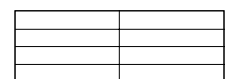
## DESIGN OPTIONS




## CONFIGURATION OPTIONS



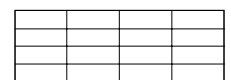
Single



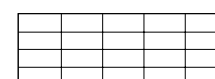
2 Per Panel



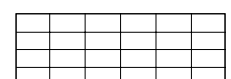
3 Per Panel



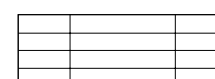
4 Per Panel



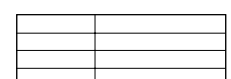
5 Per Panel



6 Per Panel



25:50:25



33:66  
(Left Or Right Hand Side)



25:75  
(Left Or Right Hand Side)



Floorboard

## PREMIUM OPTIONS



## WARRANTY

**10 YEAR**

For the ultimate in garage luxury, some of our Designer Series doors can be insulated and have powder coated frames and hardware as an option. All come with stainless steel cables as standard. Maximum heights and widths are limited depending on the choice of design and orientation. Premium Options are limited to certain sized doors. Check with B&D® or a B&D® Accredited Dealer for confirmation.




**FEATURED PROFILE:**  
 Timber Look  
 Colour: Atlantic Cedar

## SLATTED COLLECTION

Match your home's modern façade with a slatted garage door. Made from durable aluminium, these slats can be powder coated in a large range of Dulux® colours and are also available in 8 unique timber look colours. Slatted options are available with or without backing to add character to your door or maximise airflow. Backings are available in COLORBOND® steel, or acrylic for a slightly transparent finish. COLORBOND® backings are available in the standard COLORBOND® range. Acrylic inserts are available in Clear, Opaque or Smoked.

### COLOUR OPTIONS - OUR SLATTED DOORS COME IN 8 UNIQUE TIMBER LOOK COLOURS



#### PREMIUM OPTIONS



#### WARRANTY

**10** YEAR

For the ultimate in garage luxury, some of our Designer Series doors can be insulated and have powder coated frames and hardware as an option. All come with stainless steel cables as standard. Premium Options are limited to certain sized doors. Check with B&D® or a B&D® Accredited Dealer for confirmation.


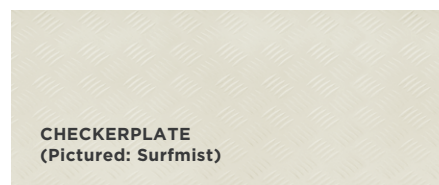

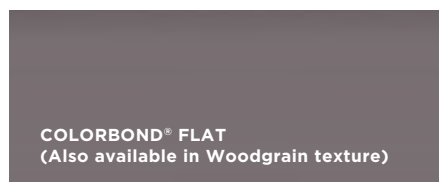
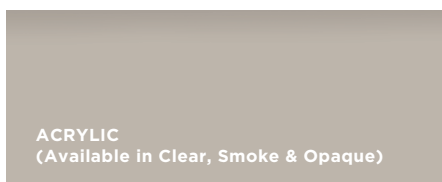


**FEATURED PROFILE:**  
Acrylic Insert  
Colour: Opaque

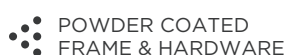
## CUSTOM INSERT COLLECTION

Unique effects to enhance the look of your home. Our Custom Insert Collection delivers a broad range of looks from flat to corrugated, ribbed to patterned. You are sure to find a look that suits your home. Frame manufactured from industrial-strength construction and available in an extensive powder coat colour selection, to complement your home's colour scheme. A range of insert options allows you to design the door that suits the look you're after. Custom panel sizes and evenly spaced insert openings ensure the door fits your home perfectly.

### INSERT OPTIONS



### PREMIUM OPTIONS



### WARRANTY

**10 YEAR**

For the ultimate in garage luxury, some of our Designer Series doors can be insulated and have powder coated frames and hardware as an option. All come with stainless steel cables as standard. Premium Options are limited to certain sized doors. Check with B&D® or a B&D® Accredited Dealer for confirmation.



**FEATURED PROFILE:**  
25.50.25  
**Colour:** Alucobond White



# SHEER PANEL COLLECTION

Our Sheer Panel Collection is a stunning statement piece for your home that reflects a contemporary sense of style. Choose from a broad range of colours in aluminium composite and acrylic materials to create a floating, seamless appearance. Aluminium composite delivers a bold metallic finish, whilst our acrylic range delivers a glass-like gloss finish for incredible visual appeal. If you need to perfectly match an architectural feature or require a truly bespoke solution, contact us or your B&D® authorised dealer.


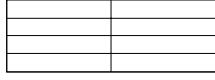
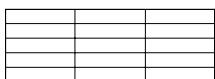
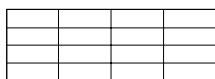
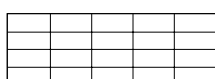
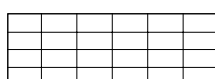

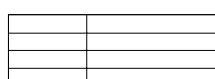

## ON-TREND ALUMINIUM COMPOSITE PANEL OPTIONS

 <b>WHITE</b>	 <b>PURE WHITE</b>	 <b>BRILLIANT METALLIC</b>
 <b>SILVER METALLIC</b>	 <b>SMOKE SILVER METALLIC</b>	 <b>SUNRISE SILVER</b>
 <b>ANTHRAZIT GREY</b>	 <b>CHAMPAGNE METALLIC</b>	 <b>GREY METALLIC</b>
 <b>BRONZE METALLIC</b>	 <b>DARK GREY METALLIC</b>	 <b>BLACK</b>

## ACRYLIC OPTIONS

 <b>BLACK</b>
 <b>WHITE</b>

## CONFIGURATION OPTIONS

 Single	 2 Per Panel
 3 Per Panel	 4 Per Panel
 5 Per Panel	 6 Per Panel
 25:50:25	 33:66 (Left Or Right Hand Side)
 25:75 (Left Or Right Hand Side)	

For full range of Alpolic and Alucobond fire resistant rolled edge panels visit [www.bnd.com.au](http://www.bnd.com.au)

## PREMIUM OPTIONS

 FLUSH MOUNT	 POWDER COATED FRAME & HARDWARE	 INSULATION	 B&D® AUTOMATION	 SMART PHONE CONTROL KIT
--	--	--	---	---

## WARRANTY

**10 YEAR**

For the ultimate in garage luxury, some of our Designer Series doors can be insulated and have powder coated frames and hardware as an option. All come with stainless steel cables as standard. Premium Options are limited to certain sized doors. Check with B&D® or a B&D® Accredited Dealer for confirmation.

The name Australia knows and trusts, B&D® was founded by two Australian innovators Arthur Byrne and Paul Davidson. Our new range of garage doors – The Designer Series by B&D® – reflects their wonderful originality, individuality and ability to think outside norms. While integrated design is a feature of this new direction for B&D®, safety for all precious things behind our doors is still paramount.



Safe and secure design is our priority, helping protect the things you hold precious. Our commitment to quality flows through everything we do. You can always rely on our build quality and commitment to safety to stand the test of time. Our latest Designer Series of garage doors brings together cutting edge technology, beautiful design options and proven reliability that only 60 years of experience can deliver.

DESIGNER SERIES



Call: 13 62 63

Visit: [bnd.com.au](http://bnd.com.au)

B&D® REPRESENTATIVE :

All finishes and colour options shown here have been reproduced to represent actual product colours as accurately as possible. However, we recommend checking your chosen colour and/or finish against an actual sample of the product before purchasing as varying light conditions and limitations of the printing process may affect colour tones. B&D® recommends you visit your nearest B&D® Accredited Dealer to view a sample.

- a) The Designer Series by B&D® - In normal residential use are covered by a 10 Year warranty for all components and associated labour, conditional on correct care guidelines, as recommended in the product handbook. Full details of the warranty are from [www.bnd.com.au](http://www.bnd.com.au). Warranty only applies to doors purchased and installed in Australia or New Zealand. Warranty only valid if warranty conditions are met.
- b) The company reserves the right to make changes or improvements to the products or accessories without notice and without incurring any obligation to make similar changes or improvements to goods previously ordered. Specifications subject to change without notice. c) Details correct at date of publication. B&D® Doors & Openers is a division of B&D® Australia Pty Ltd, ABN 25 010 473 971 © 2018 B&D® Australia. Dulux is a registered trade mark of DuluxGroup Australia Pty Ltd. B&D® Doors & Openers, B&D® are registered trade marks.